

For contact tracing purposes, we need to maintain a guest register. Please check-in to the facility every time you visit.

A simple guide to using the DotGolf App is shared below.



## 1 DOWNLOAD THE DOTGOLF APP

1

Use the QR Code or search for DotGolf on Google Play or App Store.

After downloading the app, open and use your 7-digit ID number to login as a member or select guest.

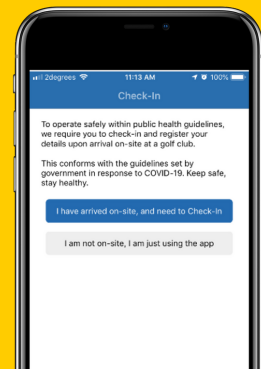


## 2 CHECK-IN EVERY TIME

2

Every time you arrive at our facility, please use the 'Check-In' feature whether you are playing golf on course or for other purposes.

If you are at home and just want to use the DotGolf App to book a tee time, simply tap on the 'I am not on-site, I am just using the app' button.

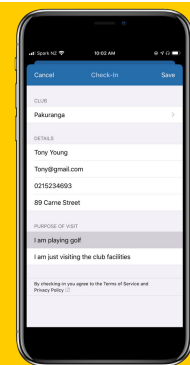


## 3 ADD YOUR DETAILS

3

After tapping the 'Check-In' button:

- Select golf club.
- As a member, your personal details will pre-populate.
- Select the purpose of visit.
- Tap on save.

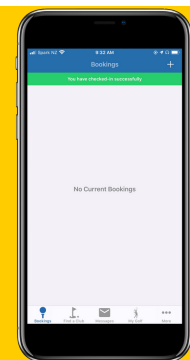


## 4 YOU HAVE CHECKED-IN SUCCESSFULLY

4

You can confirm if you have completed the process by tapping on 'More' which will verify the time you checked-in.

If you need to check-in another person, tap on 'More' and select 'Check-In' to complete the process using their details.



**THANK YOU FOR CHECKING-IN. ENJOY YOUR VISIT.**

If you are unable to use the DotGolf App, please contact a staff member or club volunteer for support or advice on an alternative way to check-in such as checking-in by pen and paper.

